

SEPTEMBER 2018

The SHORELINE

TOWNSHIP OF THE NORTH SHORE

HAPPY THANKSGIVING

The Township Office

will be closed on

Monday, October 8, 2018

FIRE PREVENTION WEEK

OCTOBER 7, 2018

TO

OCTOBER 13, 2018

LOOK! LISTEN! LEARN!

Inside this issue:

Fire Prevention	2, 3
2018 Municipal Elections	4, 5
Government References	6
Township Info	7
Blind River Public Library	8
Business Directory	9
Classified Ads	10

North Shore Fire Department



Safety In The Home (nfpa.org)

Keep your family safe from fire. Be aware of the hazards in your home. And, be sure to have an escape plan. Pull together everyone in your household and make a plan. Walk through your home and inspect all possible exits and escape routes.

How To Make A Home Fire Escape Plan

Your ability to get out of your home during a fire depends on advance warning from smoke alarms and advance planning

Fire can spread rapidly through your home, leaving you as little as one or two minutes to escape safely once the smoke alarm sounds. A closed door may slow the spread of smoke, heat and fire. Install smoke alarms in every sleeping room and outside each separate sleeping area. Install alarms on every level of the home. Pull together everyone in your household and make a plan. Walk through your home and inspect all possible exits and escape routes. Households with children should consider drawing a floor plan of your home, marking two ways out of each room, including windows and doors.sheet.

Escape Planning Tips

Pull together everyone in your household and make a plan. Walk through your home and inspect all possible exits and escape routes. Households with children should consider drawing a floor plan of your home, marking two ways out of each room, including windows and doors. Also, mark the location of each smoke alarm.

A closed door may slow the spread of smoke, heat and fire. Install smoke alarms in every sleeping room, outside each sleeping area and on every level of the home.

NFPA 72, National Fire Alarm Code® requires interconnected smoke alarms throughout the home. When one sounds, they all sound.

When you walk through your plan, check to make sure the escape routes are clear and doors and windows can be opened easily.

Choose an outside meeting place (i.e. neighbor's house, a light post, mailbox, or stop sign) a safe distance in front of your home where everyone can meet after they've escaped. Make sure to mark the location of the meeting place on your escape plan.

Go outside to see if your street number is clearly visible from the road. If not, paint it on the curb or install house numbers to ensure that responding emergency personnel can find your home.

Have everyone memorize the emergency phone number of the fire department. That way any member of the household can call from a neighbor's home or a cellular phone once safely outside.

If there are infants, older adults, or family members with mobility limitations, make sure that someone is assigned to assist them in the fire drill and in the event of an emergency. Assign a backup person too, in case the designee is not home during the emergency.

If windows or doors in your home have security bars, make sure that the bars have emergency release devices inside so that they can be opened immediately in an emergency. Emergency release devices won't compromise your security - but they will increase your chances of safely escaping a home fire.

Tell guests or visitors to your home about your family's fire escape plan. When staying overnight at other people's homes, ask about their escape plan. If they don't have a plan in place, offer to help them make one. This is especially important when children are permitted to attend "sleepovers" at friends' homes.

Once you're out, stay out! Under no circumstances should you ever go back into a burning building. If someone is missing, inform the fire department dispatcher when you call. Firefighters have the skills and equipment to perform rescues.

Put Your Plan To The Test

Practice your home fire escape plan twice a year, making the drill as realistic as possible.

Make arrangements in your plan for anyone in your home who has a disability.

Allow children to master fire escape planning and practice before holding a fire drill at night when they are sleeping. The objective is to practice, not to frighten, so telling children there will be a drill before they go to bed can be as effective as a surprise drill.

It's important to determine during the drill whether children and others can readily waken to the sound of the smoke alarm. If they fail to awaken, make sure that someone is assigned to wake them up as part of the drill and in a real emergency situation. If your home has two floors, every family member (including children) must be able to escape from the second floor rooms. Escape ladders can be placed in or near windows to provide an additional escape route. Review the manufacturer's instructions carefully so you'll be able to use a safety ladder in an emergency. Practice setting up the ladder from a first floor window to make sure you can do it correctly and quickly. Children should only practice with a grown-up, and only from a first-story window. Store the ladder near the window, in an easily accessible location. You don't want to have to search for it during a fire.

Always choose the escape route that is safest – the one with the least amount of smoke and heat – but be prepared to escape under toxic smoke if necessary. When you do your fire drill, everyone in the family should practice getting low and going under the smoke to your exit.

Closing doors on your way out slows the spread of fire, giving you more time to safely escape.

In some cases, smoke or fire may prevent you from exiting your home or apartment building. To prepare for an emergency like this, practice "sealing yourself in for safety" as part of your home fire escape plan. Close all doors between you and the fire. Use duct tape or towels to seal the door cracks and cover air vents to keep smoke from coming in. If possible, open your windows at the top and bottom so fresh air can get in. Call the fire department **911** to report your exact location. Wave a flashlight or light-colored cloth at the window to let the fire department know where you are located.

DECLARATION OF ACCLAMATION TO OFFICE

Municipal Elections Act, 1996 (s. 37(1))

I hereby declare the certified candidates listed below to be acclaimed to the office that follows their respective names pursuant to Section 37 of the Municipal Elections Act, 1996:

NAME OF CERTIFIED CANDIDATE	OFFICE
Barbara Barton	Councillor Ward 2
Brenda Green	Councillor At Large
Melody Rose	Councillor Ward 3

Dated the 27th Day of July, 2018


Municipal Clerk Treasurer

voterlookup.ca

The Township of The North Shore residents can find out whether they are on the list to vote for the upcoming municipal and school board elections at voterlookup.ca.

voterlookup.ca is an online service used to collect and confirm information that will be used in the preparation of the final Voters' Lists across Ontario. You can also change your school support for electoral purposes and add names to your property address.

If you do not have access to the internet, please visit your local Municipal Office Cap Site at 1385 Hwy 17, Algoma Mills. If you need support, please call 1-866-296-6722.

**GARBAGE & RECYCLING BIN SITES
THIS AREA IS MONITORED BY
VIDEO SURVEILLANCE**

Township of The North Shore Council would like to remind residents that all three (3) garbage & recycling bin sites are being monitored by video surveillance and that **NEW Bylaw 15-36**, with set fines, passed Nov. 2, 2015 **will be enforced**.

Garbage bins are for household garbage only. All construction and building materials are to be brought to the Serpent River Landfill Site. No fire place or woodstove ashes.

Recycling will prolong the life of our landfill site. Recycling flyers are available at the municipal office and there is a link on our website for instructions of proper recycling methods.

For more information about the **new bylaw**, contact the municipal office during normal office hours at 705-849-2213 or 705-461-1821

ONTARIO GOVERNMENT REFERENCES

Carol Hughes, MP

Constituency Office:

255 Hwy 108 N., Elliot Lake, ON P5A 2L9

Tel: 1-855-297-4200(Toll free) 705-848-8080

Email: carol.hughes@parl.gc.ca

Michael Mantha, MPP

Constituency Office:

255 Hwy 108 N., Unit 310, Elliot Lake, ON P5A 2T1

Tel: 705-461-9710 Fax: 705-461-9720

Email: mmantha-co@ndp.on.ca

Municipal Property Assessment Corporation	1-866-296-6722
Ministry of Agriculture and Food	1-800-461-6132
Ministry of Consumer and Business Services	1-800-268-1142
Ministry of the Environment	1-800-565-4923
Ministry of Municipal Affairs and Housing	1-416-461-1193
Ministry of Natural Resources	1-800-667-1940

TAX PAYMENTS ONLINE

Electronic bill payments for township property taxes are available through the following banks:

- Toronto Dominion
- Bank of Montreal
- CIBC
- Scotia
- Credit Union
- Royal Bank

Please notify your branch in order to set up your accounts. Your online account # for tax purposes must begin with the number 5740. Thank you!

2018 COUNCIL MEETINGS

January 10, 24	February 7, 21	March 7, 21	April 4, 18
May 2, 16, 30	June 13, 27	July 11	August 15
September 5, 19	October 3,17, 31	November 14, 28	December 12

Start Time: 7:00 p.m.
Watch township bulletin boards for agendas.

LANDFILL SITE HOURS

The landfill site will be open to the public on:

Summer Hours: May 1 to September 30

Wednesdays: 4:00 to 7:00 pm

Sundays: 10:00 am to 4:00 pm

Winter Hours: October 1 to April 30

Wednesdays: 2:00 to 5:00 pm

Sundays: 10:00 am to 4:00 pm

TOWNSHIP OF THE NORTH SHORE EMERGENCY PLAN

A copy of the Emergency Plan for the Township of The North Shore may be requested in writing from the Clerk Treasurer at a cost of \$7.75

BLIND RIVER PUBLIC LIBRARY NEWS
September 2018

BRPL Book Club 2018/2019: BOOK CLUB SEASON IS HERE AGAIN!!! Meets on a Wednesday mid-month at 7:00 pm. **Next meeting: October 7th, book: "Forgiveness" by Mark Sakamoto.** All are welcome. BRPL has all book selections for checkout.

Blind River FALL FESTIVAL: **Saturday, October 13th** ~ As part of the community event, BRPL will be hosting a craft sale (Craft & Chat, Knit & Natter Group), Colouring contest for kids and adults, Fall scavenger hunt and crafts. Fall Pictures by Luke for a fee will also be available; have your family picture taken with a beautiful Fall background. 10:00 am – 1:00 pm.

Ontario Public Library Week October 14 – 20: Celebrate your local Library this week. Stop by BRPL for Open House (Monday, October 15th ALL DAY ~ refreshments will be served), FOOD FOR FINES, local authors' display, and MORE!!! Check our FB page and website for more details.

MAGIC, THE GATHERING, CARD GAME GROUP: Meets **every Thursday** evening at BRPL 6:00 pm – 8:00 pm. Bring decks to battle, cards to trade or just come to learn. **EVE-RYONE WELCOME!!!**

Nordic walking poles available for sign out to all BRPL patrons.

THE FAMILY TREE: Genealogy group at BRPL. Meets every 2nd Wednesday 2- 4pm. Free access to ancestry.com. **Upcoming dates: Sept. 26, Oct. 10 & 24.**

CRAFT AND CHAT: Every 2nd **Wednesday** from **1:30 – 3:30 pm**. Next dates: **Oct. 3, 7 & 31**. Work on your project, learn a new skill and make new friends!! Donations appreciated.

MANGO LANGUAGES: BRPL now offers online language-learning. Mango Languages teaches **real conversations** in over 70 languages and makes it fun! Now with a LEARN TO SPEAK PIRATE course!! Available on BRPL website on **E-Resources** page.

Check BRPL calendar or Facebook page for information on upcoming activities!!

Have you tried our Reading E-Resource? BRPL subscribes to **Overdrive** (ebooks, audiobooks, videos for everyone). You can read from your phone, tablet or computer. Visit <http://www.olsn.ca/blindriverlibrary/?id=eresources.asp> to learn more!

BRPL HOURS: Monday to Thursday 10:00am – 4:30pm, 6:00pm- 8:00pm Friday 10:00am- 4:30pm, Saturday 10:00am-1:00pm Sunday Closed.

Drop by and see what Blind River Public Library has to offer you and your family.

See you soon!
8 Woodward Ave.
Blind River
705-356-7616

<https://www.facebook.com/blindriverpl/#> www.olsn.ca/blindriverlibrary

Thank you for your patronage!

Township of The North Shore Business Directory

SERPENT RIVER CAMPGROUND

Homemade pizza now available for pick-up. All pizzas are large only (16") and require 45 min prep time.
Pepperoni and Cheese - \$19.49 + HST Deluxe - \$23.89 + HST



Visit our General Store for Cold Drinks, Munchies, Milk, Bread, Ice, House wares, Camping, Gifts, Tackle, Worms and a whole lot more!

Open May to October from 9am to 10 pm everyday. Last order for pizza is 9:15 pm Let us know if you have any other questions

Debbie and Gerry
Tel: (705) 849-2210

NEED TO GET RID OF YOUR USED OILS?

Drop it off at **ALGOMA CAR CARE** in Spragge

Open Mon-Fri 9:00 a.m. to 5:00 p.m.

Tel: (705)849-0438

All types of used oils
No anti-freeze or radiator fluids.
Not sure? Please call us.



Arrangements can be made for pickup of large quantities of furnace oil.

SERPENT RIVER BARGAIN PLACE

Used Furniture, appliances, household items and much more

5765 Hwy 17
Serpent River



Thurs. to Sat. 11:00 am - 5:00 pm
Sundays 12:00 pm - 5:00 pm

Tel: 705-844-1758

ROY'S MOTEL

HELP WANTED

Looking for a couple to provide maintenance and Cleaning services for a motel business.

Accommodation and Utilities included.

Call Roy's Motel, Spragge
Tel: 705-849-2482 for further details.

BUY, SELL OR TRADE
PLACE YOUR AD HERE CALL 849-2213 or 461-1821

Items will be listed free of charge for residents of the Township of The North Shore. To list an item, fax it to (705)849-2428, mail it to Township of The North Shore, P.O. Box 108, Algoma Mills, ON., P0R 1A0, or email it to twpns@ontera.net, or drop it off at the township office at 1385 Hwy 17 West, Algoma Mills.

FOR SALE

Base board vinyl covered MDF board 8 ft lengths, 64 ft/bx \$32.00. 8 ft 1/4 round to match, 40 ft \$10.00. Wood grain of cherry, pine, walnut, ebony, maple & cream colors and patterns.

Kidde CO2 detectors, hard wire & battery back up. \$29.50.

Phone: 705-321-4822

FOR SALE

Cast Iron Stove and
Oil Tank

Phone: 705-604-0216

FOR SALE

12V Powersport Battery
New-Never Used.
Asking: \$75.00

Phone: 705-849-2495

FOR SALE

Kitchen Size Gas Stove. 4 Burner
with oven, black glass door, clean.
Asking \$200.00

Phone: 705-849-2781

FOR SALE

Entertainment Centre 3 pc
Wood Finish
Asking \$350.00

Phone: 705-849-2751

Stay Warm & SAFE



PREVENT HEATING EQUIPMENT FIRES

WHAT'S THE RISK?

Heating equipment fires account for **1 in 10** home fires.

Heating equipment is the **second leading** cause of home fires.

In 29% of home heating fires, the cause is **lack of routine maintenance** of heating equipment.

The average dollar loss per heating equipment fire is **\$53,000**.

The leading causes of heating equipment fires are:

1. **woodstoves**
2. **fireplace/fireplace inserts**
3. **chimneys.**

How do I prevent a heating fire?

- ❖ Have your heating system and chimneys inspected and cleaned annually by a qualified service technician.
- ❖ Ensure all outside heating vents are not blocked.
- ❖ Ensure woodstoves, fireplaces and fireplace inserts are installed by a qualified technician according to manufacturer's instructions.
- ❖ Always use a fire screen around the fireplace.
- ❖ Allow ashes from your woodstove or fireplace to cool before emptying them into a metal container with a tight-fitting lid. Keep the container outside.



All homes with a fuel-burning appliance, fireplace or attached garage must have a working carbon monoxide alarm installed outside all sleeping areas.














Statistics for Ontario between 2010-2014.
Provided by the Office of the Fire Marshal
and Emergency Management

Township of The North Shore Fire Dept

Office of the Fire Marshal & Emergency Management
www.ontario.ca/firemarshal

EarlyON Child and Family Centre 17 Hanes Avenue 705-356-4677

A place for children 0-6 and their families

October 2018					
Monday 8:30-4:30	Tuesday 8:30-4:30 & 5:30-7:30	Wednesday 8:30-4:30	Thursday 8:30-4:30	Friday 8:30-12:00	Saturday 10:00-1:00
1 Triple P Tip Sheet Seriating	2 Stuff & Stitch Paper Pillows	3 Search and Find: Sensory Bin	4 Lacing & Beading	5 Paper Plate Turkey 	6 CLOSED 
8 Triple P Tip Sheet CLOSED 	9 Lego Family Challenge 	10 Painting Leaves	11 Dropper painting	12 Print Practice: Family Tree 	13 Make and Take: Sensory Bags Join us on Woodward Ave. at the Fall Fair
15 Triple P Tip Sheet Bubble Wrap Painting	16 Paper Bag Puppets Kitchen 9:30	17 Leaf Animals  Kitchen 9:30	18 Felt Stories Kitchen 9:30	19 Magnetic Attraction	20 Painting with Feathers
22 Triple P Tip Sheet Animal weaving	23 Loose Parts: Family Challenge 	24 Apple Stamping: Patterning	25 Discovery Baskets: Similarities and Differences 	26 Masking Tape Mummy 	27 Weaving: Spider Web 
29 Triple P DVD Clothespin Bats 	30 Popsicle Stick Pumpkins	31 	Every Wednesday, join us from 9:00 to 11:30 for CAP-C Program at the Iron Bridge Recreation Centre		Triple P Primary and Brief Primary Care are offered mornings from 10-12.



Daily activities are subject to change as we follow the children's lead depending on their interests as they expand their knowledge through curiosity and exploration. **Early Learning and Play activities include: literacy, math, science, sensory, creatives, block play, everyday living and dramatic.**

